









Chilean Peso (CLP) Equivalent	
1 Australian \$ =	457
1 Canadian \$ =	492
1 Euro € =	691
1 G.B. Pound £ =	764
1 New Zealand \$ =	349
1 South African R =	68
1 United States \$ =	507

*information subject to change without notice*

	 CLP	 AUD	 CAD	 EUR	 GBP	 NZD	 USD	 ZAR
<b>Income</b>								
<b>Minimum Monthly Salary</b> (baseline example only, many teaching institutions pay more with more hours)	335,000	733.56	681.38	484.73	438.77	960.13	660.67	4955.50
<b>Expenses</b>								
<b>Transportation</b> (local: via bus and subway, daily estimate)	1,520	3.33	3.09	2.20	1.99	4.36	3.00	22.48
<b>Food</b> (daily estimate)	2,400	5.26	4.88	3.47	3.14	6.88	4.73	35.50



**Expenses (Housing Alternatives--Cost per Month)**

**Bed & Breakfast Style Setting / Multi-Room Home**

may include breakfast, utilities included, may include TV, free Internet access, always a private room

	CLP	AUD	CAD	EUR	GBP	NZD	USD	ZAR
Price ranges from:	155,000	339.41	315.26	224.28	203.01	444.24	305.68	2292.85
to:	185,000	405.10	376.28	267.68	242.31	530.22	364.85	2736.62

**Host Family / Live with Chilean(s)**

may include breakfast, utilities included, may include TV, free Internet access, always a private room

Prices range from:	115,000	251.82	233.91	166.40	150.62	329.60	226.80	1701.14
to:	185,000	405.10	376.28	267.68	242.31	530.22	364.85	2736.62

**Rent a One Bedroom Apartment**

utilities not included, Internet extra, gastos comunes generally not included, completely furnished

Prices range from:	175,000	383.20	355.94	253.22	229.21	501.56	345.12	2588.70
to:	240,000	525.53	488.15	347.27	314.34	687.86	473.31	3550.21

**Rent a Two Bedroom Apartment -- Share with Another Teacher**

same info as above for renting a one bedroom

Prices range from:	220,000	481.74	447.47	318.33	288.15	630.54	433.87	3254.36
to:	380,000	832.10	772.91	549.84	497.71	1089.11	749.41	5621.17











CLP      AUD      CAD      EUR      GBP      NZD      USD      ZAR

**Expenses (continued)**

**Sample Prices**

12 eggs	1,090	2.39	2.22	1.58	1.43	3.12	2.15	16.12
bread (baguette)	350	0.77	0.71	0.51	0.46	1.00	0.69	5.18
cheese (1/4 lb / 125 g)	520	1.14	1.06	0.75	0.68	1.49	1.03	7.69
dry pasta (400 g)	490	1.07	1.00	0.71	0.64	1.40	0.97	7.25
chicken breast (1 lb / 500 g)	795	1.74	1.62	1.15	1.04	2.28	1.57	11.76
ground beef (1 lb / 500 g)	1,995	4.37	4.06	2.89	2.61	5.72	3.93	29.51
pork cutlets (1 lb / 500 g)	1,395	3.05	2.84	2.02	1.83	4.00	2.75	20.64
fresh salmon (1 lb / 500 g)	1,300	2.85	2.64	1.88	1.70	3.73	2.56	19.23
fresh clam/mussel (1 lb / 500 g)	300	0.66	0.61	0.43	0.39	0.86	0.59	4.44
can of tuna	600	1.31	1.22	0.87	0.79	1.72	1.18	8.88
rice (1 lb / 500 g)	420	0.92	0.85	0.61	0.55	1.20	0.83	6.21
potatoes (1 lb / 500 g)	160	0.35	0.33	0.23	0.21	0.46	0.32	2.37
onions (1 lb / 500 g)	75	0.16	0.15	0.11	0.10	0.21	0.15	1.11
sunflower oil (1 qt / 1 ltr)	1,650	3.61	3.36	2.39	2.16	4.73	3.25	24.41
sugar (1 lb / 500 g)	450	0.99	0.92	0.65	0.59	1.29	0.89	6.66
whole peeled tomatoes (canned)	660	1.45	1.34	0.95	0.86	1.89	1.30	9.76
fresh tomatoes (1 lb / 500 g)	175	0.38	0.36	0.25	0.23	0.50	0.35	2.59
avocados (1 lb / 500 g)	600	1.31	1.22	0.87	0.79	1.72	1.18	8.88
bananas / apples (1 lb / 500 g)	200	0.44	0.41	0.29	0.26	0.57	0.39	2.96
oranges (1 lb / 500 g)	150	0.33	0.31	0.22	0.20	0.43	0.30	2.22
rasberries (1 lb / 500 g)	750	1.64	1.53	1.09	0.98	2.15	1.48	11.09
strawberries (1 lb / 500 g)	350	0.77	0.71	0.51	0.46	1.00	0.69	5.18
peaches (1 lb / 500 g)	250	0.55	0.51	0.36	0.33	0.72	0.49	3.70
1 watermelon	1,300	2.85	2.64	1.88	1.70	3.73	2.56	19.23

								
	CLP	AUD	CAD	EUR	GBP	NZD	USD	ZAR
<b>Sample Prices (continued)</b>								
lettuce	200	0.44	0.41	0.29	0.26	0.57	0.39	2.96
cucumber	100	0.22	0.20	0.14	0.13	0.29	0.20	1.48
cabbage	600	1.31	1.22	0.87	0.79	1.72	1.18	8.88
broccoli	500	1.09	1.02	0.72	0.65	1.43	0.99	7.40
carrots (1 lb / 500 g)	150	0.33	0.31	0.22	0.20	0.43	0.30	2.22
bar soap	450	0.99	0.92	0.65	0.59	1.29	0.89	6.66
tube toothpaste	700	1.53	1.42	1.01	0.92	2.01	1.38	10.35
laundry detergent (1 lb / 500 g)	900	1.97	1.83	1.30	1.18	2.58	1.77	13.31
milk (1 qt / 1 liter)	520	1.14	1.06	0.75	0.68	1.49	1.03	7.69
fruit juice (1 qt / 1 liter)	460	1.01	0.94	0.67	0.60	1.32	0.91	6.80
tap beer in pub (1 pint / .5 liter)	750	1.64	1.53	1.09	0.98	2.15	1.48	11.09
bottle red/white wine (750 ml)	1,890	4.14	3.84	2.73	2.48	5.42	3.73	27.96
bottled water (1.6 liters)	390	0.85	0.79	0.56	0.51	1.12	0.77	5.77
ground coffee (1 lb / 500g)	2,720	5.96	5.53	3.94	3.56	7.80	5.36	40.24
tea bags (pack of 20)	395	0.86	0.80	0.57	0.52	1.13	0.78	5.84
lunch in restaurant	2,190	4.80	4.45	3.17	2.87	6.28	4.32	32.40
coffee in sidewalk café	950	2.08	1.93	1.37	1.24	2.72	1.87	14.05
fast food hamburger, fries, soda	2,390	5.23	4.86	3.46	3.13	6.85	4.71	35.35
international phone call (1 min)	150	0.33	0.31	0.22	0.20	0.43	0.30	2.22
prepaid cell phone	24,000	52.55	48.82	34.73	31.43	68.79	47.33	355.02
internet access (per hour)	600	1.31	1.22	0.87	0.79	1.72	1.18	8.88
men's shampoo and haircut	3,500	7.66	7.12	5.06	4.58	10.03	6.90	51.77
women's shampoo and haircut	6,000	13.14	12.20	8.68	7.86	17.20	11.83	88.76
health club (6 month)	95,100	208.24	193.43	137.60	124.56	272.56	187.55	1406.77